


MIXPAC[®]

System 50



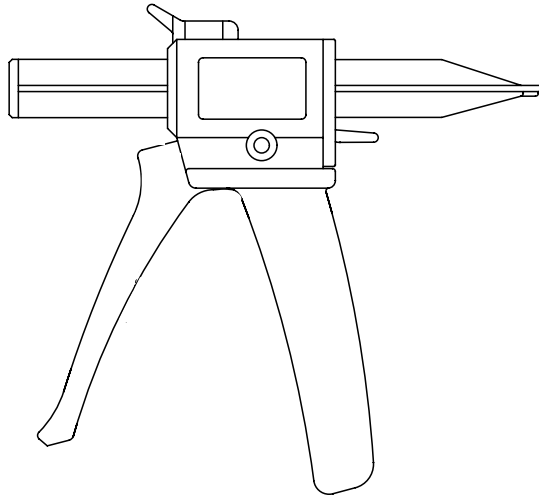
Technical Data

MIXPAC System 50

Patents Granted & Pending

System Information 50-IA
June 2002

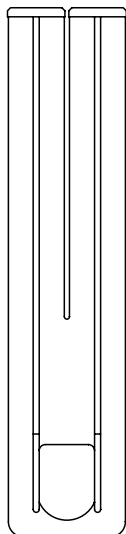
Dispenser - Manual



Dispenser, grey (includes Plunger 1:1) DMA 51-00-10

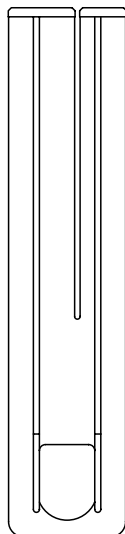
Plungers - Various Ratios

1:1



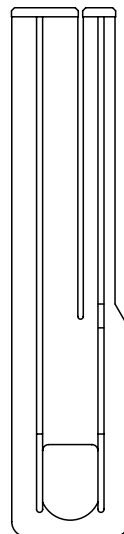
PLA 050-01

2:1



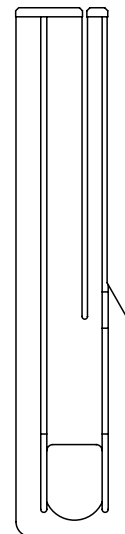
PLA 050-02

4:1



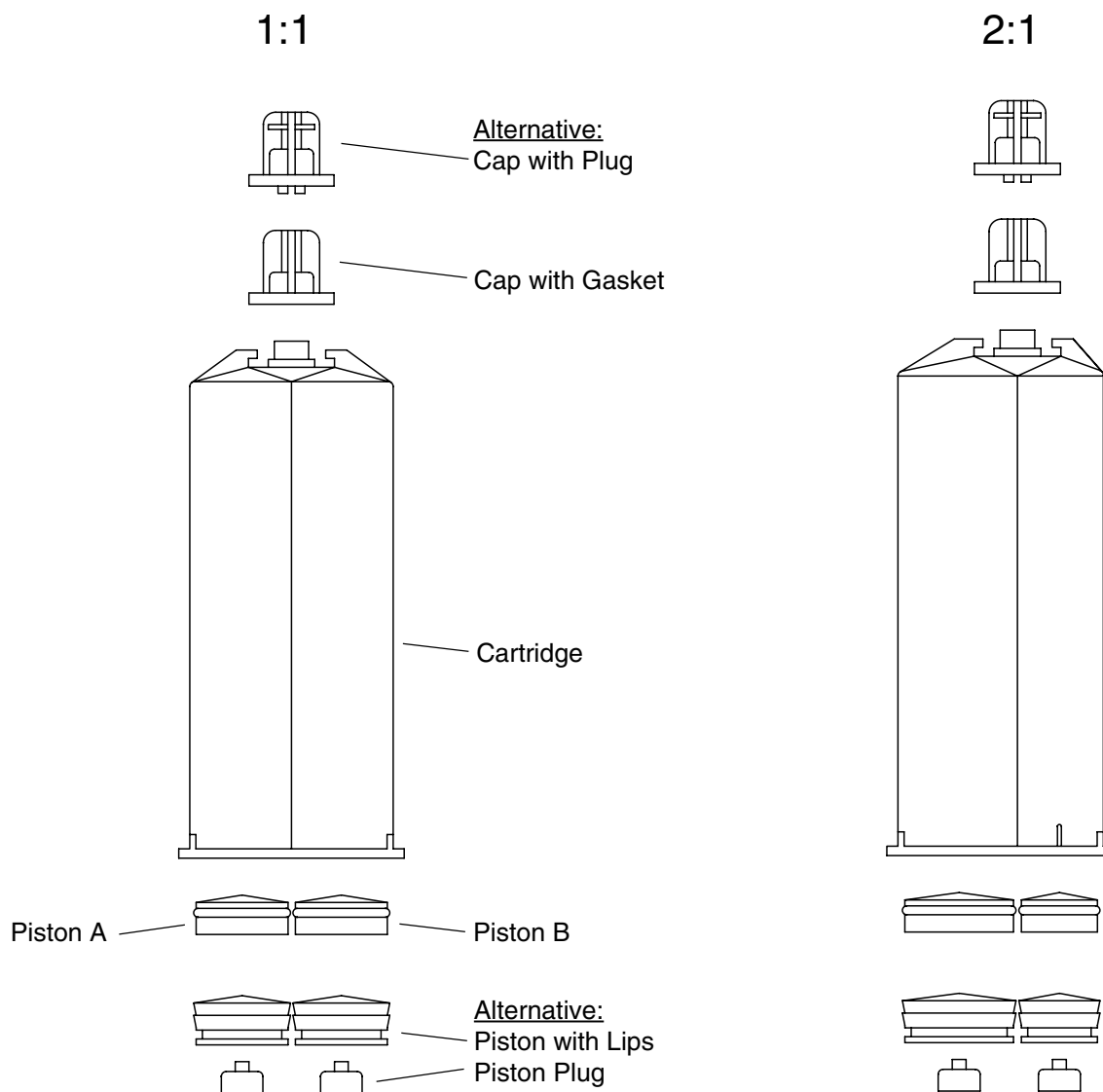
PLA 050-04

10:1




PLA 050-10

Cartridge System 50




Volumetric Ratio	1:1		2:1	
Capacity (max.)	50 ml (75 ml also available)		50 ml	
Material of Construction	PP	PA6 (Nylon)	PP	PA6 (Nylon)
Cartridge	CD 051-01-09	CD 051-01-19	CD 051-02-09	CD 051-02-18
Piston A, EPDM O-Ring	PD 051-01-EP	PD 055-01-EP	PA 051-02-EP	PA 055-02-EP
Piston B, EPDM O-Ring	(Piston A & B)	(Piston A & B)	PB 051-02-EP	PB 055-02-EP
Cap with Gasket (PE)	VA 050-00-G1	VA 050-00-G1	VA 050-00-G1	VA 050-00-G1
Cap with Plug (Alcryn)	VA 051-00-S1	VA 051-00-S1	VA 051-00-S1	VA 051-00-S1
Cap with Plug (Silicone)	VA 051-00-S2	VA 051-00-S2	VA 051-00-S2	VA 051-00-S2
Piston with Lips A	PD 058-01-11	PD 059-01-28	PA 058-02-11	PA 059-02-28
Piston with Lips B	(Piston A & B)	(Piston A & B)	PB 058-02-11	PB 059-02-28
Piston Plug	PP 002-21	PP 002-21	PP 002-21	PP 002-21

4:1

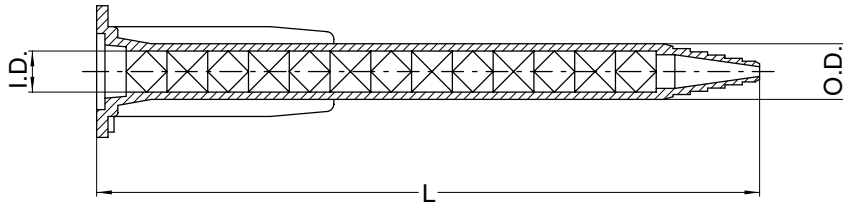


10:1



Volumetric Ratio	4:1		10:1	
Capacity (max.)	42 ml		37 ml	
Material of Construction	PP	PA6 (Nylon)	PP	PA6 (Nylon)
Cartridge	CD 051-04-09	CD 051-04-18	CD 050-10-09	CD 050-10-18
Piston A, EPDM O-Ring	PA 051-04-EP		PA 050-10-EP	PA 055-10-EP
Piston B, EPDM O-Ring	PB 051-04-EP		PB 050-10-EP	PB 055-10-EP
Cap with Gasket (PE)	VA 050-00-G1	VA 050-00-G1	VA 050-00-G1	VA 050-00-G1
Cap with Plug (Alcryn)	VA 051-00-S1	VA 051-00-S1	VA 051-00-S1	VA 051-00-S1
Cap with Plug (Silicone)	VA 051-00-S2	VA 051-00-S2	VA 051-00-S2	VA 051-00-S2
Piston A with Lips		PA 059-04-28		PA 059-10-28
Piston B Long		PB 054-04-EP		PB 054-10-EP
Piston Plug		PP 002-21		PP 002-21

Mixers



MA - Style for Ratios 1:1 & 2:1

Inner Dia. I.D. mm	Inner Dia. I.D. inch	Outer Dia. O.D. inch	Length L inch	Content Volume ml	Number of Elements	Part Number
3.0	.118	.185	1.31	0.19	7	MA 3.0-07-S
3.0	.118	.185	2.00	0.29	13	MA 3.0-13-S
3.0	.118	.185	2.46	0.34	17	MA 3.0-17-S
4.0	.157	.228	2.60	0.60	13	MA 4.0-13-S
4.0	.157	.228	3.21	0.75	17	MA 4.0-17-S
5.4	.213	.276	2.19	0.78	7	MA 5.4-07-S
5.4	.213	.276	3.33	1.36	13	MA 5.4-13-S
5.4	.213	.299	4.08	1.68	17	MA 5.4-17-S
5.4	.213	.299	4.88	2.01	21	MA 5.4-21-S
6.3	.248	.339	3.82	2.08	12	MA 6.3-12-S
6.3	.248	.339	5.04	2.92	17	MA 6.3-17-S
6.3	.248	.339	5.96	3.33	21	MA 6.3-21-L
6.3	.248	.339	6.02	3.57	21	MA 6.3-21-S
6.8	.268	.343	3.44	2.24	12	MA 6.8-12-I
5.4-4.0	.213-.157	.224-.228	5.87	2.10	17+13	MA 0517-0413

MX - Style for Ratios 4:1 & 10:1

3.0	.118	.188	2.46	0.35	17	MX 3.0-17-S
4.0	.157	.228	3.23	0.75	17	MX 4.0-17-S
5.4	.213	.339	4.08	1.53	17	MX 5.4-17-S
5.4-4.0	.213-.157	.224-.228	5.87	2.10	17+13	MX 0517-0413

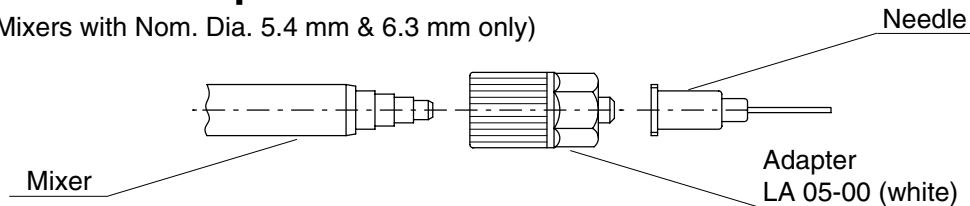
S = Stepped End

L = Luer Slip End

I = Outlet Bore Dia. 5 mm

Luer Lock Adapter

(for Mixers with Nom. Dia. 5.4 mm & 6.3 mm only)



ConProTec Inc.

8 Willow Street
Salem, NH 03079, U.S.A.

Tel: (603) 893-2727
Fax: (603) 893-3737

MIXPAC®
2-Component Innovation